



EXHIDO

Excellent High Performance Entrance Door

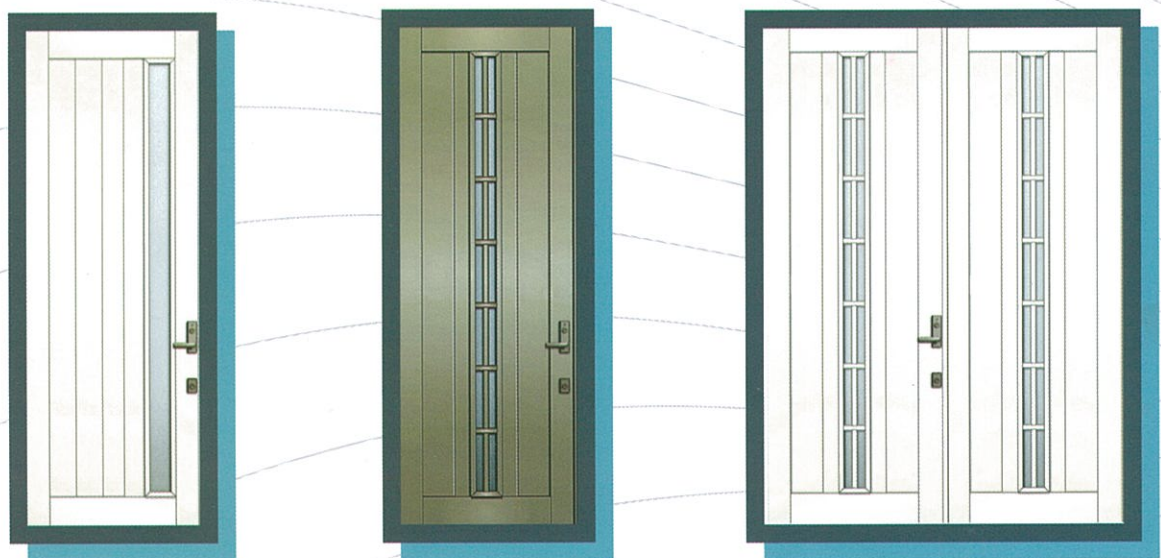
Enter The New Beauty in Your House

YKK AP can release your worries from maintaining your wooden entrance door. You can choose various colors and designs of aluminium doors and combine with aluminium windows. Your house will never be the same.

Slit Panel Design



Slit Glazing Design




Anodizing (black & sandblasted silver) and Powder Coating (brown & white) colors are available.

EXHIDO's Characteristic



- Maximum height 3000 mm and width 1100 mm
- Made from international standard aluminium of architectural building materials
- Free from termites, water leakage and decay problems
- 8 mm & 10 mm and laminated glass 5+0.38+5 mm can be used



- Air tightness material are used at the bottom rail prevent water and insects from entering



Various door design (outside)
with the combination of
lattice & glass


- Rust proof aluminium hinges which passed 200.000 cycles endurance test (open-close)





Corner caps are applied to all corners of the door leaf for
maximum security during operation



Optional Hardware



- Double locking system: Product of Miwa Lock, Japan
- Keyhole made of phosphorescent nylon with user friendly design & could glow in the dark
- Door handle and key can be substituted by similar type of local product




- Locking system available in various designs (lock or thumb turn)




(Door Eye)




(Door Closer)




(Door Guard)



Harmonization




- The white window stands out of the bright blue colored exterior. A well balanced of outward appearance can be produced by selecting the white entrance door.




- The aluminium entrance will be an accent to an elegant residence with white exterior and matching window color, presenting a superior atmosphere.

A warm and composed residence is producing additional •
composure with the use of dark entrance door.



Bright beige exterior produces a gorgeous and •
refreshing appearance. The brown entrance door brings
calm atmosphere to the entrance.





PT. YKK AP INDONESIA

Head Office & Factory:

Kawasan Industri Manis
Jl. Manis Raya No. 23, Ds. Kadu,
Kec. Curug, Tangerang 15810, Banten, Indonesia.
Tel: (021) 591-9073. Fax: (021) 591-9074

www.ykkap.co.id

Jakarta Sales & Marketing Office:

Panin Life Center
Jl. S. Parman Kav. 91, 3A Floor,
Jakarta 11420, Indonesia.
Tel: (021) 569-56333 (Hunting). Fax: (021) 569-56335

Surabaya Branch Office:

Gedung Bumi Mandiri
Tower I, 6th Floor, Jl. Jend. Basuki Rachmat 129-137,
Surabaya, Jawa Timur 60271, Indonesia.
Tel: (031) 535-1800 (Hunting). Fax: (031) 535-1700